

2025 CATALOG

CONCRETE SURFACE
PREPARATION EQUIPMENT

MADE IN THE
USA

BW
MANUFACTURING





CONTENTS

Ride-On Equipment & Attachments	4
Walk Behind Equipment	13
Handheld Grinding/Polishing	21
Dust Containment Systems	23
Accessories & Consumables	27
Color Upgrade	35
Trailers	36

*Production rates achieved will be affected by variables specific to each job site. These figures are not guarantees of performance. For proper operation, the shot blasting unit must be used in conjunction with an appropriate dust collector.

Always wear appropriate eye, ear and respiratory protection for the application, as specified by OSHA regulations and your employer. Never operate or maintain equipment before reading and understanding the instructions for operation and maintenance. Obey all safety signs and instructions while operating or maintaining equipment.



FOUNDED IN
1996

Since BW Manufacturing was founded in 1996, our goal has been to build high-quality, easily serviceable, long-lasting surface preparation equipment.

Our products are made for contractors in the building, restoration, and maintenance industries, as well as utility plants, manufacturing plants, and the Armed forces.

Our goal is to offer the best and most efficient blasting systems available for surface preparation. Because we manufacture all of our equipment at our facility in Comstock Park, Michigan, we are able to personally assure quality control during every step of the process.

Contractors continue to face growing concerns regarding a shrinking workforce, tighter production schedules, and increasing environmental regulations. Paints, coatings, mortars, and floor coverings are becoming more difficult to remove or repair. But BW Manufacturing, along with the cooperation of our worldwide network of dealers and users, will continue to improve our products and introduce new and innovative tools.

We are always redesigning new accessories for existing concrete grinding equipment to increase utilization for use on the next generation of flooring materials. Our dedicated team strives to be not only knowledgeable about the shot blasting equipment that we sell, but also understanding of our customer's needs and requirements.

Here at BW Manufacturing, we prove the value of our equipment through demonstrations before the sale so you can see the product in action, and then we'll follow up after the sale to make sure it's everything you were expecting.

With our continued commitment to customer service, and the development of new dependable concrete grinding products, BW Manufacturing is positioned to forge ahead, positively impacting this growing industry.

We offer a complete line of concrete diamond grinding tools and replacement parts to meet your needs. If you are an existing customer, we thank you for your business and look forward to continuing to earn your ongoing business. If you are not a current customer, we welcome the opportunity to demonstrate to you why BW Manufacturing is the leader in concrete floor prep equipment.

D-1800-FT4 CHASSIS

With hundreds of hours of customer feedback shaping and molding its design, and with its ability to interchange heads and hydraulic dumping dust bin, the D-1800-FT4 is the latest in state-of-the-art surface preparation technology.

The D-1800-FT4 comes with user friendly controls, a tilt-up hood that allows easier access to the engine compartment for service and maintenance, and a seating position that gives the operator a better view in front and behind the attachments.

The interchangeability is what sets the D-1800-FT4 apart from the competition, with being able to easily switch between shotblasting, scarifying, and diamond grinding/polishing for all your surface preparation needs.



The D-1800-FT4 shown with optional BH-18 Blasthead Attachment *The Final Tier 4 diesel engine in the D-1800-FT4 is in compliance with emission standards in all 50 states.

D-1800-FT4 APPLICATIONS

- Industrial Floors
- Line Stripes
- Bridge Decks
- Airport Runways & Hangers
- Parking Decks
- Steel Decking
- Highways

CHASSIS/SPECIFICATIONS

INTERCHANGEABLE HEADS:	Shotblast Scarifier Diamond Grinder/ Polisher
TIRES:	Non-marking
LENGTH:	115" (292 cm)
WIDTH:	57" (145 cm)
HEIGHT:	60" (152 cm)
WEIGHT:	4480 lbs (2032 kg)
ENGINE (FINAL TIER IV DIESEL):	73 hp
DRIVE	Hydrostat
COMPRESSOR:	Liquid Cooled 13 CFM
VACUUM:	2280 CFM
STEERING:	Power
COLLECTOR CAPACITY:	6.5 cubic ft (184 m ³)
DRIVE WHEEL WIDTH:	50" (127 cm)
WHEEL BASE:	78" (198 cm)

OPTIONAL ATTACHMENTS



BH-18 Blasthead



SC-16 Scarifier



DG-50 Diamond Grinder/Polisher



Hydraulic Assisted Dust Bin

BH-18 SHOTBLAST HEAD ATTACHMENT

The BH-18 Blasthead features the same feathered blast pattern found in the BH-16 Blasthead while delivering increased production with a 2" wider path. Fully replaceable inner liners increase housing life. Cushioned swivel casters allow for easy maneuvering over flat surfaces.

Also, newly designed seals, floater plates, and shot separator systems allow for increased output and decreased shot consumption.



For use with any SCB-1600, SCB-16, D-1800 and D-1800-FT4 Chassis

FEATURES

- Swivel Casters
- Feathered Edge Pattern
- Replaceable Liners
- 150 lbs Shot Capacity
- Replaceable Seals & Brush
- Easy To Change Blades
- Factory Pre-Set


SHOTBLASTER APPLICATIONS

- Industrial Floors
- Bridge Decks
- Airport Runways & Hangers
- Parking Decks
- Steel Decking
- Highways

SHOTBLAST/SPECIFICATIONS

PRODUCTION CAPACITY*:	3000 to 7000 ft ² (278 to 650 m ² per hour)
CLEANING PATH:	18" (46 cm) (4" & 5" Adaptors Available)
WIDTH WITH ATTACHMENT:	56" (142 cm)
WEIGHT:	760 lbs (345 kg)
AISLE WIDTH MIN:	78" (198 cm) (Blastable Width)

PHOTOS



SC-16 SCARIFIER HEAD ATTACHMENT

The SC-16 Scarifying Head attachment is a state-of-the-art design that is self-leveling, automatically adjusting itself to different contours of the floor or pavement. You will achieve an accurate removal of thin mill coatings to 1/4" overlays.

Versatility is the key to the SC-16 Scarifier Head attachment. With quick change cages you can go from steel to carbide cutters as well as different cage widths in minutes.

The SC-16 Scarifier Head Attachment will put you ahead of the competition with its faster production rates, and a vacuum collector system that eliminates dust and removes all material from the scarified surface.



For use with any SCB-1600, SCB-16, D-1800 and D-1800-FT4 Chassis

FEATURES

- Quick Change Cages
- Adjustable Cutting Depth
- Steel or Carbide Cutter Option
- Line Stripe Cages Available
- 1/4" Max. Depth
- Removal of Coatings, Membranes, Mastics & Epoxies

D-1800-FT4 APPLICATIONS

- Industrial Floors
- Bridge Decks
- Airport Runways & Hangers
- Parking Decks
- Steel Decking
- Highways

SC-16 SPECIFICATIONS

PRODUCTION CAPACITY:	500 to 1500 sfh (46 to 139 sqmh)
CLEANING PATH:	4" to 16" (10 cm to 40 cm)
WIDTH WITH ATTACHMENT:	56" (142 cm)
WEIGHT:	620 lbs (281 kg)

PHOTOS



DG-50 DIAMOND GRINDER/POLISHER HEAD ATTACHMENT

The DG-50 Diamond Grinder/Polisher is unlike any other diamond grinder on the market today. What sets this floor grinder apart from all the others is the floating grinding heads and the specially designed shroud aides with the removing all material off the floor reducing clean up cost along with keeping the machine virtually dust free when connected to any large ride-on chassis.

The technology started with our DG-16 that developed into the DG-25 and now the DG-50 with four independent heads that gives a grinding width of 50 inches. With quadruple, one piece 16" rubber mounted grinding heads (no planetary gears) that are adjusted up and down by air pressure, you have infinite adjustability.

This is not a converted terrazzo grinder or wood sander. This machine was designed for coating removal to high gloss polishing on totally dry concrete.

The diamond segments can easily be changed from course diamonds for coating removal to fine resin pads for polishing.



For use with any SCB-1600, SCB-16, D-1800 and D-1800-FT4 Chassis

PHOTOS



FEATURES

- Floating Grinding Heads
- Dust Free Design
- NO Planetary Gears
- Individually Adjustable Heads
- Quick Change Diamonds
- Wide Range of Tooling

DIAMOND GRINDER/POLISHER APPLICATIONS

- Leveling Uneven Concrete
- Industrial Floors
- Parking Decks
- Coating Removal
- Concrete Polishing

DG-50 SPECIFICATIONS

PRODUCTION CAPACITY:	2500-5000 sfh (232 to 464 sqmh)
DIAMOND LIFE:	12000-28000 sf (1115 to 2601 sm)
CLEANING PATH:	50" (127 cm)
WHEELS:	4 - 3-1/2" inch (8.89 cm) Swivel
WEIGHT:	900 Lbs. (408 kg)

SCB-1200-K CHASSIS W/BH-12 SHOTBLAST HEAD ATTACHMENT

BW Manufacturing has produced the only mid-sized ride on surface preparation machine on the market.

The SCB-1200 features a removable dust containment box with wheels for ease of dumping. It's built with a one-handed operation controls for raising and lowering heads, grinder speed, and diamond/shot engagement.

The interchangeable heads gives you the mobility and versatility to switch applications in just minutes.

Removable Dust Bin



Powered By:



The SCB-1200-K shown with optional BH-12 Blasthead Attachment

*The SCB-1200's Tier 4 diesel engine is in compliance with emission standards in all 50 states.

FEATURES

- Built-in Compressed Air Filter Pulsation
- MERV16 Rated-99.7% @ .3 Microns Main Filters
- Large Dust Bin (3.8 cubic ft.)
- Kubota Final Tier 4 Engine
- Hydrostatic Drive
- Multiple Attachment Options
- Non-Marking Tires
- High CFM Vacuum

SHOTBLASTER APPLICATIONS

- Industrial Floors
- Bridge Decks
- Airport Runways & Hangers
- Parking Decks
- Steel Decking
- Highways

SCB-1200-K SPECIFICATIONS

INTERCHANGEABLE HEAD:	Shotblast Scarifier Diamond Grinder Magnet/Broom
TIRES:	Non-marking
LENGTH:	81" (206 cm)
WIDTH:	35" (89 cm)
HEIGHT:	54" (137 cm)
WEIGHT:	1200 lbs (544 kg)
ENGINE (KUBOTA D902-E3B)	
TIER IV DIESEL)	24.8 hp
DRIVE:	Hydrostat
COMPRESSOR:	4.5 CFM
VACUUM:	1480 CFM
STEERING:	Manual
COLLECTOR CAPACITY:	3.8 cubic ft
AISLE WIDTH MIN:	54" (137 cm) (Blastable Width)

OPTIONAL ATTACHMENTS



BH-12 Blasthead



SC-12 Scarifier



DG-25 Diamond Grinder/Polisher



BR-25 Magnetic Sweeper

BH-12 SHOTBLAST HEAD ATTACHMENT

The BH-12 Shotblast Head attachment delivers a feathered blasting edge which enables each successive path to overlap without excessive penetration, omitting the “striping effect”. Easy blast wheel replacement eliminates costly down time.

The finished surface is ideal for thin-set applications, clear coatings, as well as having the power to give you an aggressive blast profile when needed.

FEATURES

- Feathered Edge Pattern
- Replaceable Liners
- 100 lbs Shot Capacity
- Replaceable Seals & Brushes
- Easy To Change Blast Wheel
- Factory Pre-Set

SHOTBLASTER APPLICATIONS

- Industrial Floors
- Bridge Decks
- Airport Runways & Hangers
- Parking Decks
- Steel Decking
- Highways

BH-12 SPECIFICATIONS

PRODUCTION CAPACITY*:	1800 to 2200 sfh (167 to 204 sqm/h)
CLEANING PATH:	12" (30 cm) (4" & 5" Adaptors Available)
WIDTH WITH ATTACHMENT:	36" (91 cm)
WEIGHT:	375 lbs. (170 kg)
AISLE WIDTH MIN:	54" (137 cm) (Blastable Width)



For use with any SCB-1200-D, SCB-1200-E or SCB-1200-K Chassis

PHOTOS



SC-12 SCARIFIER HEAD ATTACHMENT

The SC-12 Scarifying Head attachment is a state-of-the-art design that is self-leveling, automatically adjusting itself to different contours of the floor or pavement. You will achieve an accurate removal of thin mill coatings to 1/8" overlays.

Versatility is the key to the SCB-1200 with the SC-12 Scarifier Head attachment. With quick change cages you can go from steel to carbide cutters as well as different cage widths in minutes.

The SCB-1200 with SC-12 Scarifier Head Attachment will put you ahead of the competition with its faster production rates, and a vacuum collector system that eliminates dust and removes all material from the scarified surface.



For use with any SCB-1200-D, SCB-1200-E or SCB-1200-K Chassis

FEATURES

- Quick Change Cages
- Adjustable Cutting Depth
- Steel or Carbide Cutter Option
- Line Stripe Cages Available
- 1/8" Max. Depth
- Removal of Coatings, Membranes, Mastics & Epoxies

SCARIFIER APPLICATIONS

- Rubber Membrane Removal
- Concrete Milling
- Line Striping
- Bridge and Parking Decks

SC-12 SPECIFICATIONS

PRODUCTION CAPACITY*:	500 to 1000 sfh (46 to 93 sqmh)
CLEANING PATH:	4" to 12" (10 cm to 30 cm)
WIDTH WITH ATTACHMENT:	40" (102 cm)
WEIGHT:	420 lbs (191 kg)
AISLE WIDTH MIN:	54" (137 cm) (Scarifying Width)

PHOTOS



DG-25 DIAMOND GRINDER/POLISHER ATTACHMENT

The DG-25 Diamond Grinder/Polisher is unlike any other diamond grinder on the market today. What sets this floor grinder apart from all the others is the floating grinding heads and the specially designed shroud aides with the removing all material off the floor reducing clean up cost along with keeping the machine virtually dust-free when connected to any large ride-on chassis.

The technology started with our DG-16 that developed into the DG-25 with two independent heads that gives a grinding width of 25 inches. You have infinite adjustability with twin, one piece 16" rubber mounted grinding heads (no planetary gears) that are adjusted up and down by air pressure.

The diamond segments can easily be changed from course diamonds for coating removal to fine resin pads for polishing.

** This is not a converted terrazzo grinder or wood sander. This machine was designed for coating removal to high gloss polishing on totally dry concrete.*



For use with any SCB-1200-D, SCB-1200-E or SCB-1200-K Chassis

PHOTOS



FEATURES

- Floating Grinding Heads
- Dust Free Design
- NO Planetary Gears
- Individually Adjustable Heads
- Quick Change Diamonds
- Wide Range of Tooling

DIAMOND GRINDER/POLISHER APPLICATIONS

- Leveling Uneven Concrete
- Industrial Floors
- Parking Decks
- Coating Removal
- Concrete Polishing

DG-25 SPECIFICATIONS

PRODUCTION CAPACITY*:	1400 to 2000 sfh (130 to 186 sqm/h)
CLEANING PATH:	25" (64 cm)
WIDTH WITH ATTACHMENT:	52" (132 cm)
WEIGHT:	450 lbs (204 kg)
DIAMOND LIFE:	6000 to 14000 sf (557 to 1300 sm)



BR-25 MAGNET BROOM HEAD ATTACHMENT

The SCB-1200-BR-25 Magnet Broom is a self contained magnet, brush, and vacuum attachment all in one.

The BR-25 assists you with quick and easy cleaning of floors, driveways, sidewalks, parking lots, warehouses, and aisle ways.

The BR-25 efficiently sweeps and vacuums up dirt and debris from the floor while the front magnet picks up all metal material.

The BR-25 Magnet Broom replaces manual labor, hand brooms, and walk behind magnetic sweepers, allowing you to clean a large area with less effort and in less time.



For use with any SCB-1200-D, SCB-1200-E or SCB-1200-K Chassis

FEATURES

- Adjustable Rotating Brush
- Powerful Integrated Magnet
- Dust and Debris Containment
- Remote Magnet Operation

MAGNET BROOM APPLICATIONS

- Warehouse Floors
- Garage Floors
- Industrial Floor Cleaning
- Driveways
- Walkways
- Aisle Ways

SC-12 SPECIFICATIONS

CLEANING PATH:	25" (64 cm)
SIDE SWEEP CLEARANCE TO WALL:	3" (8 cm)
FRONT SWEEP CLEARANCE TO WALL:	22" (56 cm)
WHEELS:	3.5" Inch Swivel
WIDTH WITH ATTACHMENT:	51" (130 cm)
WEIGHT:	150 lbs (68 kg)
SEAL SYSTEM:	Brushes
MAGNET SIZE	25" (64 cm)



SB-6 SHOTBLASTER

The SB-6 Shot Blaster is your lightweight, portable solution for small to medium size jobs. It's various applications makes it one of the most versatile surface prep machines available.

The SB-6 features an adjustable handle that allows you to pull or push the unit. This feature allows you the ability to blast in any corner including under shelving and machinery. The horizontally fed blast wheel design leaves a tapered blast edge pattern which eliminates any striping effect.

By interchanging the Lower Rear Liner, the SB-6 can blast 4" and 5" line stripes in minutes. The SB-6 was designed to incorporate the liners and housing into one part giving you the ability to replace any and all wear components.

When connected to a BW Manufacturing dust collection system you achieve a virtually dust free shot blast system.



FEATURES

- Feathered Edge Blast Pattern
- Adjustable Handle
- 120 Volt
- 17 Amp draw
- 3.4 HP Motor
- Line Stripe Adapters Available
- Lightweight & Compact Design

SB-6 SPECIFICATIONS

PRODUCTION CAPACITY:	200 to 400 SFH (19 to 37 sqm)
CLEANING PATH:	6" (15 cm) (4" and 5" with adapter)
CONSTRUCTION MATERIAL:	Manganese
INTERCHANGEABLE LINERS:	ALL
WHEELS:	3.5" Grey Poly
DIMENSIONS:	Length: 16" (41 cm) Height: 20" (51 cm) Width: 14" (36 cm)
WEIGHT:	120 lbs (54 kg)
MOTOR:	120V/17 Amp/3.4 HP (Standard)
SHOT CAPACITY:	15 lbs. (7 kg)
SHOT IMPACT FORCE:	176 MPH (283 km/h)
BLAST CLEARANCE TO WALL:	Side: 1.25" (3 cm) Front: 10" (25 cm) Rear: 6" (15 cm)
SEAL SYSTEM:	Floater Plates & Brushes

PHOTOS



Line Stripe Adapter



SHOTBLASTER APPLICATIONS

- Garage Floors
- Pool Decks
- Trim Work
- Basement Floors
- Line Stripes
- Surface Texturing

DG-16-2 DIAMOND GRINDER/POLISHER

The DG-16-2 walk behind is unlike any other grinder on the market today. The 16" floating grinding head is adjusted up and down using spring pressure, allowing infinite adjustability.

A specifically designed shroud keeps the machine and work area virtually dust free when connected to any BW Manufacturing Dust Collection system.

The DG-16-2 is designed for coating removal to high gloss polishing on totally dry concrete. From course diamond segments, to coating removal to fine resin pads for polishing, they can easily be changed to reach your desired gloss.



FEATURES

- Rubber Mounted Grinding Head
- Adjustable Down Pressure
- 220V Single Phase Motor
- 16" Grinding Path
- Belt Drive (No Costly Gearbox)
- Full line of tooling for any application
- Adjustable Handle


DG-16 SPECIFICATIONS

CLEANING PATH:	16" (41 cm)
SIDE GRIND CLEARANCE TO WALL:	1" (3 cm)
FRONT GRIND CLEARANCE TO WALL:	6" (15 cm)
WHEELS:	2-4" Rigid
	2-4" Swivel
HEIGHT:	29" (74 cm)
LENGTH:	24" (61 cm)
WIDTH:	18" (46 cm)
WEIGHT:	210 lbs (95 kg) (Electric)
	225 lbs (102 kg) (Gas)
MOTOR OPTIONS:	5 HP 220 Volt Single Phase Flexible Rubber
SEAL SYSTEM:	Fully Adjustable
CONTROL HANDLE:	700 to 1000 sfh (65 to 93 sqm/h)
PRODUCTION CAPACITY:	3000 to 7000 sf (278 to 650 sqm)

PHOTOS



Effortless Diamond and Pad Replacement



DIAMOND GRINDER/POLISHER APPLICATIONS

- Garage Floors
- Coating Removal
- Industrial Floor Resurfacing
- Concrete Polishing
- Surface Preparation

DG-16-G DIAMOND GRINDER/POLISHER

The DG-16 walk behind is unlike any other grinder on the market today. The 16" floating grinding head is adjusted up and down using spring pressure, allowing infinite adjustability.

A specifically designed shroud keeps the machine and work area virtually dust free when connected to any BW Manufacturing Dust Collection system.

The DG-16 is designed for coating removal to high gloss polishing on totally dry concrete. From coarse diamond segments, for coating removal to fine resin pads for polishing, they can easily be changed to reach your desired gloss.



POWERED by
HONDA™


PHOTOS

FEATURES

- Rubber Mounted Grinding Head
- Adjustable Down Pressure
- 13hp Honda Gas Engine
- 16" Grinding Path
- Belt Drive (No Costly Gearbox)
- Full line of tooling for any application
- Adjustable Handle

DG-16-G SPECIFICATIONS

CLEANING PATH:	16" (41 cm)
SIDE GRIND CLEARANCE TO WALL:	1" (3 cm)
FRONT GRIND CLEARANCE TO WALL:	6" (15 cm)
WHEELS:	2-4" Rigid 2-4" Swivel
HEIGHT	29" (74 cm)
LENGTH	24" (61 cm)
WIDTH	18" (46 cm)
WEIGHT	225 lbs (102 kg) (Gas)
MOTOR OPTIONS:	13HP Gas (Honda)
SEAL SYSTEM:	Flexible Rubber
CONTROL HANDLE:	Fully Adjustable
PRODUCTION CAPACITY:	700 to 1000 sfh (65 to 93 sqmh)
DIAMOND LIFE:	3000 to 7000 sf (278 to 650 sqm)



Effortless Diamond and Pad Replacement



DIAMOND GRINDER/POLISHER APPLICATIONS

- Garage Floors
- Coating Removal
- Industrial Floor Resurfacing
- Concrete Polishing
- Surface Preparation

DG-19 CONCRETE GRINDER

The DG-19 concrete grinder has a 19" grinding path with an adjustable handle and specifically designed shroud to keep working areas virtually dust free when connected to a BW Manufacturing dust containment system.



FEATURES

- Adjustable Handle
- 220V Motor
- Three head grinding platform
- Easy to change diamonds
- Rubber Wheels

DG-19 APPLICATIONS

- Garage Floors
- Coating Removal
- Industrial Floor Resurfacing

DG-19 SPECIFICATIONS

CLEANING PATH:	20 inches
HEIGHT:	31"
LENGTH:	59"
WIDTH:	20"
WEIGHT:	353 lbs
MOTOR SPEC (HP):	4HP
VOLTAGE:	220v
CURRENT(MAX)(A):	11
DISC SPEED (RPM):	0~1800
INVERTER (HP):	5.5
GRINDING DISC QUANTITY:	220mm x3 / 8.66142" x3
GRINDING PAD QUANTITY:	9
DUST PORT:	2"

DG-29 CONCRETE GRINDER

The DG-29 concrete grinder has a 29" grinding path with an adjustable handle and specifically designed shroud to keep working areas virtually dust free when connected to a BW Manufacturing dust containment system.

FEATURES

- Adjustable Handle
- 220V Motor
- 18 pad grinding platform
- Easy to change diamonds
- Rubber Wheels

DG-29 APPLICATIONS

- Garage Floors
- Coating Removal
- Industrial Floor Resurfacing

DG-29 SPECIFICATIONS

CLEANING PATH:	29.50 inches
HEIGHT:	48"
LENGTH:	96"
WIDTH:	30"
WEIGHT:	992 lbs
MOTOR SPEC (HP):	20HP
VOLTAGE:	220V (3 phase)
CURRENT(MAX)(A):	52
DISC SPEED (RPM):	0-1800
INVERTER (HP):	20
GRINDING DISC QUANTITY:	320mm x3 / 12.5984" x3
GRINDING PAD QUANTITY:	18
DUST PORT:	2"



WALK BEHIND EQUIPMENT

SC-9 SCARIFIER

The SC-9 Scarifier is the contractors solution for small to medium size coating removal/preparation and repair jobs.

The SC-9 features a durable 1/4" welded steel body. Wheels are mounted close to the scarifying cage giving the unit the weight and balance to achieve light removal up to an 1/16" thick.

It's specially designed six cage shaft allows for:

- Smooth operation, eliminating costly down time
- More cutters per load and increased grinding action
- Fewer cutter changes increases production capabilities
- Smoother drum rotation leads to less machine vibration

Our choice of hardened steel cutters, carbide cutters, or special milling flails with tungsten blades allows you to change the function of the machine in minutes.



POWERED by
HONDA™

FEATURES

- Solid Steel Construction
- Six Shafts Per Cage
- Simple Cage Removal
- 6.5hp Honda Engine



SCARIFIER APPLICATIONS

- Line Stripe Removal
- Surface Preparation
- Coating Removal
- Surface Texturing
- Mastic/Glue Removal
- High Spot Removal

SC-9 SPECIFICATIONS

CONSTRUCTION:	All Steel Frame
	Powder Coated Body & Guards
	Heavy Duty Wheels
ENGINE OPTIONS:	6.5 HP Honda (Gas)
HEIGHT:	39" (99 cm)
LENGTH:	36" (91 cm)
WIDTH:	14" (36 cm)
WEIGHT:	150 lbs (68 kg)

PHOTOS



SC-9-2 SCARIFIER

The SC-9 Scarifier is the contractors solution for small to medium size coating removal/preparation and repair jobs.

The SC-9 features a durable 1/4" welded steel body. Wheels are mounted close to the scarifying cage giving the unit the weight and balance to achieve light removal up to an 1/16" thick.

It's specially designed six cage shaft allows for:

- Smooth operation, eliminating costly down time
- More cutters per load and increased grinding action
- Fewer cutter changes increases production capabilities
- Smoother drum rotation leads to less machine vibration

Your choice of hardened steel cutters, carbide cutters, or special milling flails with tungsten blades allows you to change the function of the machine in minutes.



FEATURES

- Solid Steel Construction
- Six Shafts Per Cage
- Simple Cage Removal
- 5hp 220V Motor


SCARIFIER APPLICATIONS

- Line Stripe Removal
- Surface Preparation
- Coating Removal
- Surface Texturing
- Mastic/Glue Removal
- High Spot Removal

SC-9 SPECIFICATIONS

CONSTRUCTION:	All Steel Frame Powder Coated Body & Guards Heavy Duty Wheels
ENGINE OPTIONS:	5 HP 220 Volt Single Phase
HEIGHT:	39" (99 cm)
LENGTH:	36" (91 cm)
WIDTH:	14" (36 cm)
WEIGHT:	150 lbs (68 kg)

PHOTOS



FS-20 20" FLOOR SCRUBBER

This battery powered automatic floor scrubber is equipped with two 24V batteries allowing for 4-5 hours of continuous run time.

The 13.2 gal solution and recovery tanks allow for easy and quick disposal.



FEATURES

- 4-5 Hour battery run time
- 13.2 gal solution and recovery tanks
- Caster wheels for easy transport
- Different cleaning pad grit and applications

FS-20 APPLICATIONS

- Tile Floors
- Wood Floors
- VCT Floors
- Concrete Floors
- Vinyl Floors
- Rubber Floors

FS-20 SPECIFICATIONS

CLEANING PATH:	20.87 inches
HEIGHT:	40.95"
LENGTH:	52.44"
WIDTH:	23.86"
WEIGHT:	357 lbs
MOTOR SPEC:	Brush Motor 550 W Vacuum Motor 450 W
BRUSH RPM:	200
SOLUTION TANK:	50 L / 13.2 Gallons
RECOVERY TANK:	50 L / 13.2 Gallons
BATTERY RUNTIME:	4-5 hrs
BATTERY :	2 @ 24V, 100 ah/20 hr rate
PRODUCTIVITY	2200 m ² /h / 23680.6 Ft ² /h

DG-71-ME HANDHELD DIAMOND GRINDER & SHROUD

The new innovative DG-725-ME Grinder Shroud was designed to grind irregular surface environments encountered on concrete floors.

The first of its kind — its steel sealing ring glides easily over any surface, and is carburized and hardened to give you years of dust-free grinding without wear.

The DG-725-ME also features a rubber mount specifically designed to connect to the shroud. The rubber mount allows you to move the grinder at any angle, while keeping the sealing ring of the shroud body in full contact with the concrete surface, providing exceptional dust containment. A rubber diaphragm controls the amount of vacuum force that is connected to the grinder which prevents the shroud from sticking to the floor like a suction cup.

The DG-725-ME also features the use of a smaller connecting vacuum hose that will not obstruct the movement of the grinder. The DG-725-ME Grinder Shroud is designed to fit the Metabo Model# W24-240 and are sold together as DG-71-ME Hand Held Diamond Grinder.



Hardened Steel Sealing Ring



Rubber Mount

FEATURES

- Metabo Model #W24-230
- Durable steel shroud construction
- 3/8" wall clearance
- Rubber baffle design

APPLICATIONS

- Coating removal
- Concrete preparation
- Controlled environment grinding
- Garage and basement floor preparation

DG-4.5-ME HANDHELD DIAMOND GRINDER/POLISHER

FEATURES

- Variable Speed
- Metabo Model# WE14-125VS
- Durable steel shroud
- Removable side for edge work

APPLICATIONS

- Grinding
- Polishing
- Coating removal
- Trim work
- Vertical walls



*DG-4.5-ME Diamond Grinder/Polisher shown with optional backing pad and polishing pad



A-404 PULSE VAC DUST CONTAINMENT SYSTEM

The A-404 Pulse Vac has been designed for the contractor who requires a larger amount of dust containment, automatic filter pulsation, and a high CFM. The A-404 utilizes a 55-gallon drum that can contain up to 1000 lbs of material, and with the optional Drum Liner the material can be disposed of quickly and properly. The A-404 offers two 5" inlet ports, along with optional motor choices between a 5.5HP Honda gas engine and a 220V Electric motor, expanding the versatility of the vacuum.

The field tested and proven pulsation control is designed for maximum productivity in the field. And with a reversed charge of compressed air, the filters are alternately pulsed clean every 10-15 seconds ensuring the A-404 has continuous vacuum.

With a rugged, dependable construction, a reduction in filter cleaning labor, and the ability to adapt to all shrouded equipment, the A-404 is a perfect fit for your dust containment needs.



POWERED by **HONDA**™



Pivoting drum for ease of dumping.

FEATURES

- Built-in Compressed Air Filter Pulsation
- MERV16 Rated-99.7% @ .3 Microns Main Filters
- 5.5hp Honda Gas Engine (220V & Propane available)
- 18" H2O Lift (sealed)
- 1175 CFM @ one 5" (Certified under Project# 17-161)
- 55 Gallon Drum (1,000 lbs Capacity)
- Two 5" Inlets

A-404 SPECIFICATIONS

CONSTRUCTION:

Steel

VACUUM HOSE:

One 5" x 15' (standard)

MOTOR OPTIONS:

220 Volts 5HP Single Phase (18 Amp Draw)
Gas 5.5HP (Honda)

COMPRESSOR:

2.5 CFM Air Cooled

DIMENSIONS:

Height: 61" (155 cm)

Length: 42" (107 cm)

Width: 34" (87 cm)

Weight: 590 lbs (268 kg)

WHEELS:

Two 8" 880 lbs rubber wheels

Two 8" 880 lbs swivel caster

FILTRATION:

Specially designed pleated cartridge.

VACUUM CHART

MODEL	PORT SIZE	CFM	INCH LIFT
A-404 (Gas or Elect.)	Sealed	0	18.2
A-404 (Gas or Elect.)	1 - 5"	1175	3.0
A-404 (Gas or Elect.)	2 - 5"	620 ea.	1.5

*All testing has been completed in a controlled environment at BW Manufacturing by Great Lakes Balancing using a Shortridge Airdata Multimeter - Model# ADM 860 on November 28th, 2017 and measured at the neck of each vacuum. These figures should be used as a reference only.

NOTICE

When properly using BW Manufacturing dust shrouds in conjunction with a BW Manufacturing dust collection system you will exceed the government standard 99% or greater filter efficiency*.

STOCK FILTER:

10129-H (MERV16 Rated-99.7% @ .3 Microns)

OPTIONAL FILTERS:

10129-B (Efficiency of 99.9% @ 1 Micron "Caked")

(*OSHA Regulation # 1926.1153)



B-202 PULSE VAC DUST CONTAINMENT SYSTEM

The B-202 Pulse Vac has been designed for the contractor who requires a larger amount of dust containment, automatic filter pulsation, and a high CFM. The B-202 utilizes a 30-gallon drum that can contain up to 600 lbs of material, and with the optional Drum Liner the material can be disposed of quickly and properly. The B-202 offers a 5" and two 2" inlet ports, along with optional motor choices between a 5.5HP Honda gas engine and a 220V Electric motor, expanding the versatility of the vacuum.

The field tested and proven pulsation control is designed for maximum productivity in the field. And with a reversed charge of compressed air, the filters are alternately pulsed clean every 10-15 seconds, ensuring the B-202 has continuous vacuuming.

With a rugged, dependable construction, a reduction in filter cleaning labor, and the ability to adapt to all shrouded equipment, the B-202 is a perfect fit for your dust containment needs.



POWERED by **HONDA**™

Shown with optional drum liner

FEATURES

- Built-in Compressed Air Filter Pulsation
- MERV16 Rated-99.7% @ .3 Microns Main Filters
- 5.5hp Honda Gas Engine (220V & Propane available)
- 18" H2O Lift (sealed)
- 1105 CFM @ 5" (Certified under Project# 17-161)
- 30 Gallon Drum (600 lbs Capacity)
- Heavy Duty Casters

B-202 SPECIFICATIONS

CONSTRUCTION:

Steel

VACUUM HOSE:

5" x 15' (standard)
2# 2"x15' (optional)

MOTOR OPTIONS:

Gas 5.5HP (Honda)*
*Propane Conversion Available
220 Volt 5HP Single Phase (18 Amp Draw)

COMPRESSOR:

1.8 CFM Oil Filled

DIMENSIONS:

Height: 59" (150 cm)
Length: 34 1/2" (88 cm)
Width: 28" (71 cm)
Weight: 375 lbs (170 kg)

WHEELS:

Two 5" 200 lbs rubber wheels
Two 5" 200 lbs swivel caster

FILTRATION:

Specially designed pleated cartridge.

VACUUM CHART

MODEL	PORT SIZE	CFM	INCH LIFT
B-202 (Gas or Elect.)	Sealed	0	18.0
B-202 (Gas or Elect.)	1 - 5"	1105	3.0
B-202 (Gas or Elect.)	2 - 2"	295 ea.	5.0

*All testing has been completed in a controlled environment at BW Manufacturing by Great Lakes Balancing using a Shortridge Airdata Multimeter — Model# ADM 860 on November 28th, 2017 and measured at the neck of each vacuum. These figures should be used as a reference only.

NOTICE

When properly using BW Manufacturing dust shrouds in conjunction with a BW Manufacturing dust collection system you will exceed the government standard 99% or greater filter efficiency*.

STOCK FILTER:

10129-H (MERV16 Rated-99.7% @ .3 Microns)

OPTIONAL FILTERS:

10129-B (Efficiency of 99.9% @ 1 Micron "Caked")
(*OSHA Regulation # 1926.1153)



B-101 PULSE VAC DUST CONTAINMENT SYSTEM

The B-101 Pulse Vac is unlike any other vacuum on the market today. The built-in air filter pulsation system continuously cleans the air filter, making it ideal for the removal of fine dust powders without clogging.

The B-101 Pulse Vac houses twin vacuum motors and an on-board air compressor only drawing 16 Amps at 120V. Your reduction in filter cleaning labor combined with its adaptability to all shrouded equipment.

The B-101 Pulse Vac is the most essential and recommended vacuum by contractors today.



FEATURES

- Built-in Compressed Air Filter Pulsation
- MERV16 Rated Main Filter
- 120 Volt
- Twin Vac Motors
- 16 Amp draw
- 89" H2O Lift (sealed)
- 205 CFM @ 2"
- Durable Plastic Drum
- Replaceable Drum Liner

B-101 SPECIFICATIONS

CONSTRUCTION:

Plastic 16 gallon drum
Powder coated body

VACUUM HOSE:

2" x 15' (Model: A-101-C)

VAC MOTOR:

Twin 120 volts

COMPRESSOR:

120 volts Oil-less

DIMENSIONS:

Height: 39.5" (100 cm)
Length: 33" (84 cm)
Width: 16" (41 cm)
Weight: 131 lbs (59 kg)

WHEELS:

Two 8" rubber wheels w/bearings
One 4" 250 lbs swivel rubber caster

PRIMARY FILTRATION:

Specially designed pleated cartridge.



VACUUM CHART

MODEL	PORT SIZE	CFM	INCH LIFT
B-101 (electric)	Sealed	0	89
B-101 (electric)	2"	205	3.0

All specifications are taken directly from the vacuum motors manufacture specification sheet. These figures should be used as a reference only.

NOTICE

When properly using BW Manufacturing dust shrouds in conjunction with a BW Manufacturing dust collection system you will exceed the government standard 99% or greater filter efficiency*.

STOCK FILTER:

10129-H (MERV16 Rated-99.7% @ .3 Microns)

OPTIONAL FILTERS:

10129-B (Efficiency of 99.9% @ 1 Micron "Caked")
(*OSHA Regulation # 1926.1153)



V-171 DUST CONTAINMENT SYSTEM

The V-171 Vac offers an easy to maneuver 110V vacuum with replacement bags for easy and safe dust disposal.

FEATURES

- 110V
- MERV16 Rated Filter
- 145 CFM
- 2" dust Port
- Replaceable dust bags

V-171 SPECIFICATIONS

HEIGHT:	59"
LENGTH:	27.5"
WIDTH:	21.26"
WEIGHT:	181 lbs
MOTOR SPEC (HP):	3HP
VOLTAGE:	110 / 220V
CURRENT(MAX)(A):	10
CFM	290 M3/H
DUST PORT:	1 @ 2"
FILTRATION EFFICIENCY	.3 micron
DUST PORT:	2"



M-30 MAGNETIC SWEEPER

The ergonomically designed M-30 30" Magnetic Sweeper is manufactured with the shot blaster in mind.

With the 8" rubber wheels mounted in the rear, you have the ability to get in any corner and make the sweeper highly maneuverable.

Powerful ceramic magnets expands the pick-up area beyond the sweeper, and the handle mounted release lever makes for ease of operation

FEATURES

- Ergonomic design
- Powerful magnet
- Inset wheels
- One hand operation
- Stainless steel construction

M-30 SPECIFICATIONS

CONSTRUCTION: Steel 12 Gauge Stainless Steel Body

DIMENSIONS: Height: 41" (104 cm)
Width: 30" (76 cm)
Weight: 60 lbs (27 kg)

WHEELS: Two 8" (20 cm) Rubber Wheels


LIFT CAPACITY: 600 lbs (272 kg)



PHOTOS



LINE STRIPE ADAPTERS FOR SHOTBLASTING



H-396-8 Line Stripe Adapter —
8" for the BH-18



K-06-LAS Line Stripe Adapter —
6" for the BH-12



S-1635-AS Line Stripe Adapter —
6" for the BH-16



G-60-AS Line Stripe Adapter —
4" for the SB-6


STEEL & CARBIDE CUTTER FOR SCARIFIER EQUIPMENT

STOCKED CUTTERS



A-8C5

1-5/8" x 1/4" x 5/8" Hole
9" Cage = 120 Cutters



A-800-S

1-5/8" x 1/8" x 5/8" Hole
9" Cage = 180 Cutters



A-16C12

3-1/4" x 5/16" x 1" Hole
16" Cage = 232 Cutters
12" Cage = 168 Cutters



SC-1630

3" x 3/16" x 1" Hole
16" Cage = 304 Cutters
12" Cage = 240 Cutters


Additional Sizes and Styles Available. Call For Availability & Pricing.

PCD MILLING HEAD FOR SCARIFIER EQUIPMENT

Dynatech's PCD Grinding Head is a revolutionary design which saves you time and money. What makes it so unique is the core component used in its construction — Polycrystalline

Diamonds (or PCD) which possess self-sharpening properties. Polycrystalline Diamonds are the only type of diamonds that have self-sharpening properties. This PCD structure opens new sharp edges with every use by releasing an outer layer of dull micro crystallites.

Dynatech Cutterz's design enables you to cut faster and longer than other grinding heads. It also requires less power to operate which means you spend less money on energy and fuel costs.



For use with SC-9, SC-12 and SC-16 Scarifiers

PHOTOS



FEATURES

- Patented full face PCD protects landing insuring full life
- Patented Nano boom and 2 sided brazing creates inseparable bond of PCD to landing
- Cut 4 times faster!
Tornado head design delivers smooth grinding relieving stress on equipment
- 10x the life of blades

PCD HEAD APPLICATIONS

- Industrial Floors
- Bridge Decks
- Airport Runways & Hangers
- Parking Decks
- Line Stripe Removal
- Highways


PCD HEAD SPECIFICATIONS

PRODUCTION CAPACITY*:	Up to 12,000 square feet per hour
CLEANING PATH:	6"-16"

CHOOSE FLATS, ROUNDS OR WAVES!



NanoWave gives a mini corduroy footprint with .009 uniform ridges, perfect for tape installations



NanoRound gives a corduroy footprint like blades. Ideal for aggressive removal and thicker coatings in concrete, asphalt




NanoFlat gives a beautiful glass finish for shaving and removing coatings – better in asphalt

DIAMOND CUTTERS - PCD CUTTERS - CARBIDE SCRAPERS





HARD CONCRETE DIAMOND CUTTERS

(Sold in sets of 3) US Patent# 7,997,960B2

PART NUMBER	GRIT	COLOR
R-07-16S	Extra Coarse 16 Grit	Dark Green 
R-07-30S	Coarse 30 Grit	Red 
R-07-80S	Medium 80 Grit	Yellow 
R-07-140S	Medium/Fine 140 Grit	Blue 
R-07-180S	Fine 180 Grit	Black 

SOFT CONCRETE DIAMOND CUTTERS

(Sold in sets of 3) US Patent# 7,997,960B2

PART NUMBER	GRIT	COLOR
R-07-30HS	Coarse 30 Grit	Silver 
R-07-80HS	Medium 80 Grit	Orange 
R-07-140HS	Medium/Fine 140 Grit	Gold 
R-07-180HS	Fine 180 Grit	Dark Gray 

PCD CUTTERS FOR HEAVY COATING REMOVAL

(Sold in sets of 3)



PCD Cutters
R-07-PCDFS
Poly-Carbonate Diamond

*Minimal down pressure required when using PCD Cutters.
 PCD Cutters carry NO WARRANTY*

CARBIDE SCRAPERS & MOUNTS FOR CARPET GLUE AND MASTIC

(Sold in sets of 3)




Carbide mount
 R-07-CS Carbide mount
 R-07-CC-S Carbide segment
 R-08 Cap screw

POLISHING PADS & ACCESSORIES

DG-16, DG-25 & DG-50 GRINDING & POLISHING ACCESSORIES

Round Diamond Cutters for smoothing concrete prior to polishing



ROUND DIAMOND CUTTERS

(Sold in sets of 6) Hard Concrete

R-07-D31S — Coarse (RED)

R-07-D81S — Medium (YELLOW)

R-07-D141S — Med/Fine (BLUE)

ROUND DIAMOND CUTTERS

(Sold in sets of 6) Soft Concrete

R-07-D81HS — Medium (ORANGE)

R-07-D141HS — Med/Fine (GOLD)



DOUBLE POLISHING PAD & ROUND DIAMOND MOUNTS

(Sold in sets of 3)

R-07-P2AS — 3" Mount Set



SINGLE POLISHING PAD MOUNTS

(Sold in sets of 3)

R-07-PS — 3" Mount Set



3" POLISHING PADS

(Sold Individually)

RP-50 — 3" 50 Grit

RP-120 — 3" 120 Grit

RP-220 — 3" 220 Grit

RP-400 — 3" 400 Grit

RP-800 — 3" 800 Grit

RP-1800 — 3" 1800 Grit

RP-3500 — 3" 3500 Grit




3" POLISHING KIT

(For medium removal to a polish)


PART#	INCLUDES
R-130	1 ea. R-07-P2AS 6 ea. RP-120
	1 ea. R-07-D81S 6 ea. RP-220
	1 ea. R-07-D141S 6 ea. RP-400
	6 ea. RP-50 6 ea. RP-800

4.5" HAND GRINDER POLISHING ACCESSORIES



4.5" BACKER PAD

R-132-A 4.5" Polishing Backer Pad (5/8-11 Thread)



4.5" POLISHING PADS

R-133 4.5" 50 Grit

R-134 4.5" 200 Grit

R-135 4.5" 400 Grit

DIAMOND CUP WHEELS 7" & 4.5" SIZES



DG-712
7" Diamond Cup
W/ 12 Segments



DG-724
7" Diamond Cup
W/ 24 Segments



DG-7PCD
7" PCD Cup
W/ 6 PCD & 3 TCT Riders



DG-459
4.5" Diamond Cup
W/ 9 Segments



DG-415
4.5" Diamond Cup
W/ 15 Segments

Additional Sizes and Styles Available. Call For Availability & Pricing.

CONCRETE SAW SHROUDS

MODEL#	BW PART#	DESCRIPTION	
Soff-Cut Model: X150	SO-19-AS	Concrete Saw Shroud	
Soff-Cut Model: GX1500	SO-15-AS	Concrete Saw Shroud	
Soff-Cut Model: X2000	SO-7-AS	Concrete Saw Shroud	
Soff-Cut Model: X2500 & G2000	SO-10-AS	Concrete Saw Shroud	
Soff-Cut Model: GX4200	SO-3-AS	Concrete Saw Shroud	
Soff-Cut Model: X4000	SO-5-AS	Concrete Saw Shroud	
Soff-Cut Model: 5000	SO-13-AS	Concrete Saw Shroud	
Core-Cut CC190 Pro-EE	DP-002-ASA	Concrete Saw Shroud	
Core-Cut CC150XL-EE	DP-022-AS	Concrete Saw Shroud	





SERVICE CENTER

From general maintenance to complete attachment rebuild of your BW Manufacturing equipment.

WE HAVE YOU COVERED.



BW MANUFACTURING

bwmanufacturing.com

616.447.9076

MADE IN THE
USA

BW

MANUFACTURING

ADDRESS: 3696 NORTHRIDGE DRIVE NW
SUITE 20
WALKER, MI 49544

PHONE: 616.447.9076

EMAIL: INFO@BWMANUFACTURING.COM

BWMANUFACTURING.COM